

Panasonic
ideas for life

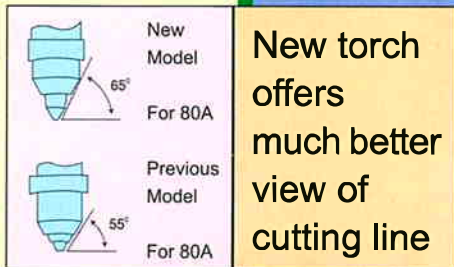
Bangkok Welding
(Thailand)

www.bangkokwelding.com
info@bangkokwelding.com

Panasonic
Welding System

CUT STAR PS Series

Thyristor Controlled High Quality and Economical Air Plasma Cutting Machine



Panasonic CUT STAR PS Series Air Plasma Cutting Machines provide you not only easy operation but also excellent cutting quality, Improved cutting torches offer better view of a cutting line and prolonged consumable life.

ISO9001 QUALITY MANAGEMENT SYSTEM
Registration No. 00805Q10515R2M

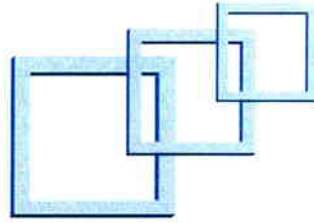


ISO14001 ENVIRONMENTAL MANAGEMENT SYSTEM
Registration No. 02105E10123R2M





**Reliable quality,
outstanding performance High
precious cutting is achievable!**



CUT STAR PS-60/YP-060PS

For middle & thick plate
CUTTING ABILITY 0.1~30mm

Powerful design with duty cycle 60%.
Excellent instantaneous arc starting with pilot arc.

CUTTING ABILITY

	0.1	5	10	15	20	25mm
Mild steel	1.9m	0.5m	0.3m	0.15m	0.1m	0.1m
Zink coated steel	1.9m	0.5m	0.3m	0.15m	0.1m	0.1m
Stainless-steel	1.3m	0.3m	0.2m	0.15m	0.1m	0.1m
Aluminum	0.6m	0.3m	0.2m	0.12m		
Brass	0.5m					
Copper	0.5m					

※ Indicated number shows approximate cutting speed (m/min).
※ Cutting ability shows in three phase input.



PS-60 MODEL: YP-060PS with Cutting Torch

- High precision and outstanding cutting machine.
- Simple and easy cutting can be obtained up to 30mm by operating along the trace line by contact cutting or non-contact cutting method; therefore, it is very convenient not only for veteran but also for beginner.
- 3 phase input type.

CUT STAR PS-100/YP-100PS

For thick plate
CUTTING ABILITY 0.1~40mm

Highr cutting speed can be obtained with increased power.
High precision cutting can be done.

CUTTING ABILITY

	0.1	5	10	15	20	25	30	35	40mm
Mild steel	3.3m	1.1m	0.65m	0.45m	0.3m	0.1m			0.1m
Zink coated steel	3.3m	1.1m	0.65m	0.45m	0.3m	0.1m			0.1m
Stainless-steel	2.9m	0.95m	0.65m	0.45m	0.3m	0.1m			0.1m
Aluminum	2m	0.6m	0.38m	0.25m	0.15m	0.1m			
Brass	0.7m	0.1m							
Copper	0.7m	0.1m							

※ Indicated number shows approximate cutting speed (m/min).
※ Cutting ability shows in three phase input.



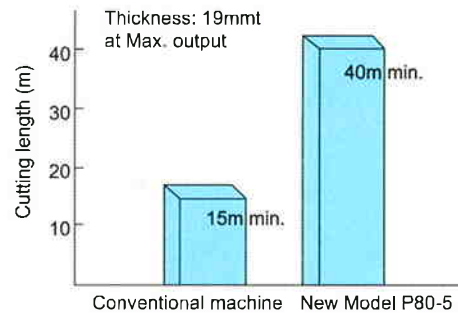
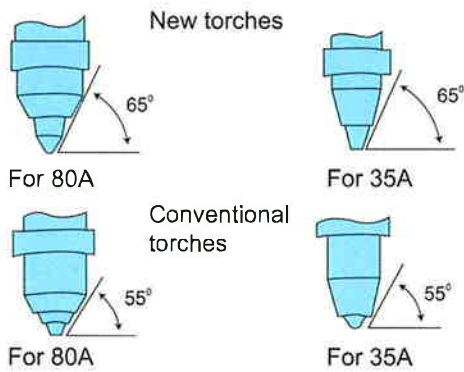
PS-100 MODEL: YP-100PS with Cutting Torch

- Stable output, for consistant cutting quality.
- 3 phase inut type.

Improved Cutting Torches Bring Excellent Cutting Results.

New torches offer much better view of cutting line.

Increased consumable life.



Model	YT-015PCS	YT-035PCS	YT-035PCPS	YT-085PCS	YT-085PCPS	YT-085PCS	YT-085PCPS	YT-151PCSWL	YT-151PCPSW	YT-10PD ₂	YT-10PE ₂	
Type	Curved	Curved	Pencil	Curved	Pencil	Curved	Pencil	Curved	Pencil	Curved	Pencil	
Torch Cooling	Air	Air	Air	Air	Air	Air	Air	Water	Water	Air	Air	
Amperage Rating	A	10	35	35	60	60	80	80	150	150	100	100
Duty Cycle	%	60	40	40	100	100	100	100	100	100	100	100
Cable Length	m	10	10	10	10	10	10	10	10	10	10	

Specifications

Name		CUT-STAR PS-60	CUT-STAR PS-100
Power source		YP-060PS	YP-100PS
Output control	-	Thyristor (S.C.R.)	Thyristor (S.C.R.)
Input phase	φ	3 only	3 only
Rated input	kVA	17.2	27.6
Output current	A	25, 40, 63 (3 steps)	40, 65, 100 (3 steps)
Rated load voltage	V	140	145
Rated duty cycle	%	60	60
Dimensions(WxDxH)	mm	339x560x565	412x650x750
Weight	kg	87	148

Connection

